

ELECTRONIC VOTING ADVANCED SETUP

EXTENDED RANGE (MULTIPLE ROOMS)

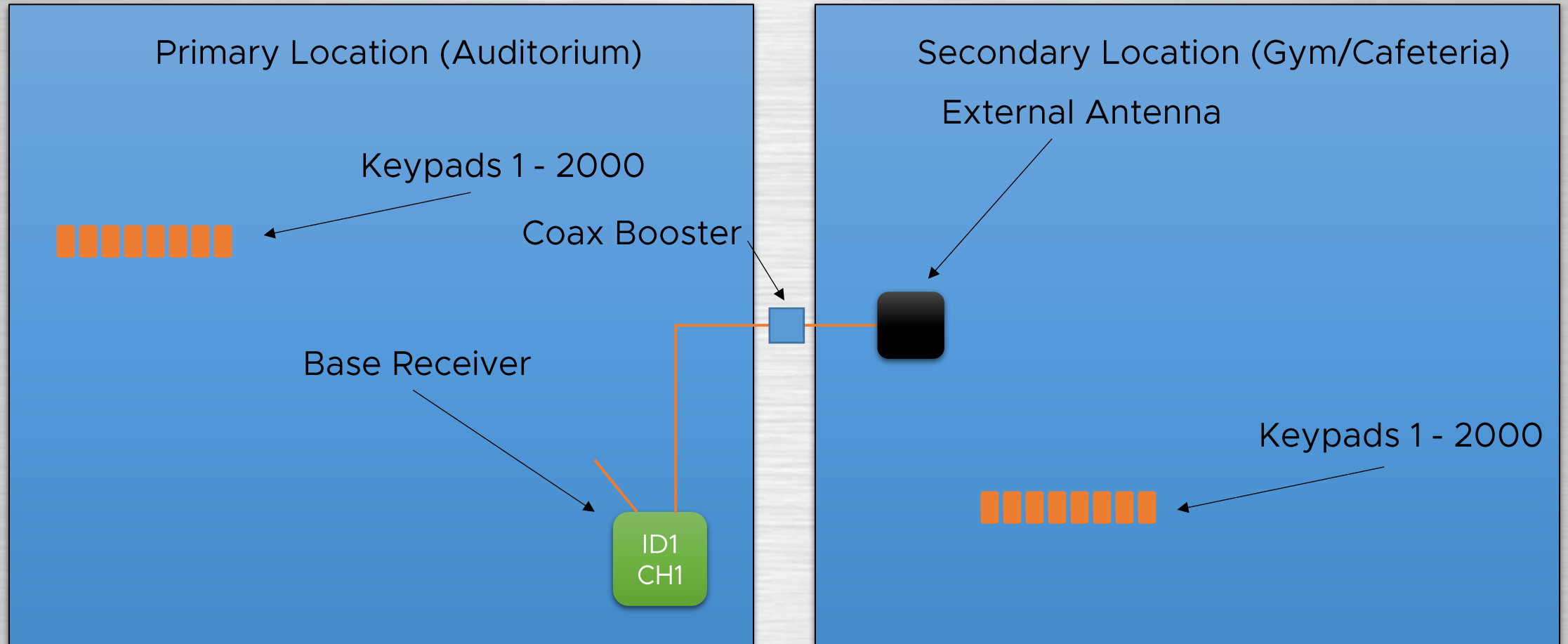


MERIDIA

MULTI-ROOM SETUP (SINGLE RECEIVER)

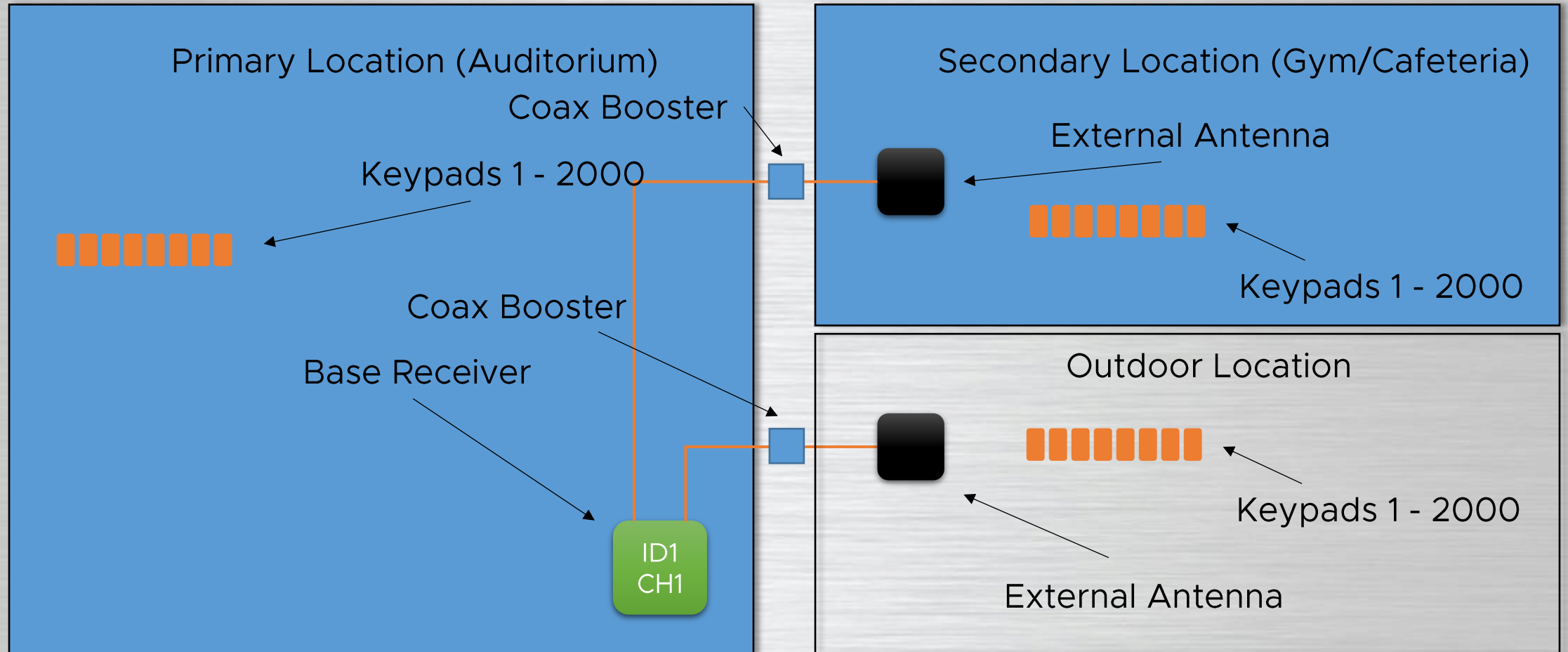
- Distance
 - Restricted to within 100' – 150'
- Distribution & Seating
 - No need to reprogram the clickers
 - No seating restrictions
- Computer & Receiver
 - Receiver can be positioned conveniently to reach both the Primary Location and the Secondary Location using only an External Antenna
 - **UNDER 100'** - Extend the distance between the EV Computer and the Receiver using long USB, or USB-to-Ethernet Adapters + Ethernet cable
 - **OVER 100'** - Use Ethernet (TCP/IP) protocol to connect to the Receiver using a PoE switch and PoE adapters
- Antenna
 - Extend the distance between the Receiver and External Antenna using only a long coax cable

MULTI-ROOM SETUP (SINGLE RECEIVER)



Since a single Base (ID1) can handle all locations, keypads can freely 'roam' from one Location to another.

MULTI-ROOM SETUP (SINGLE RECEIVER)

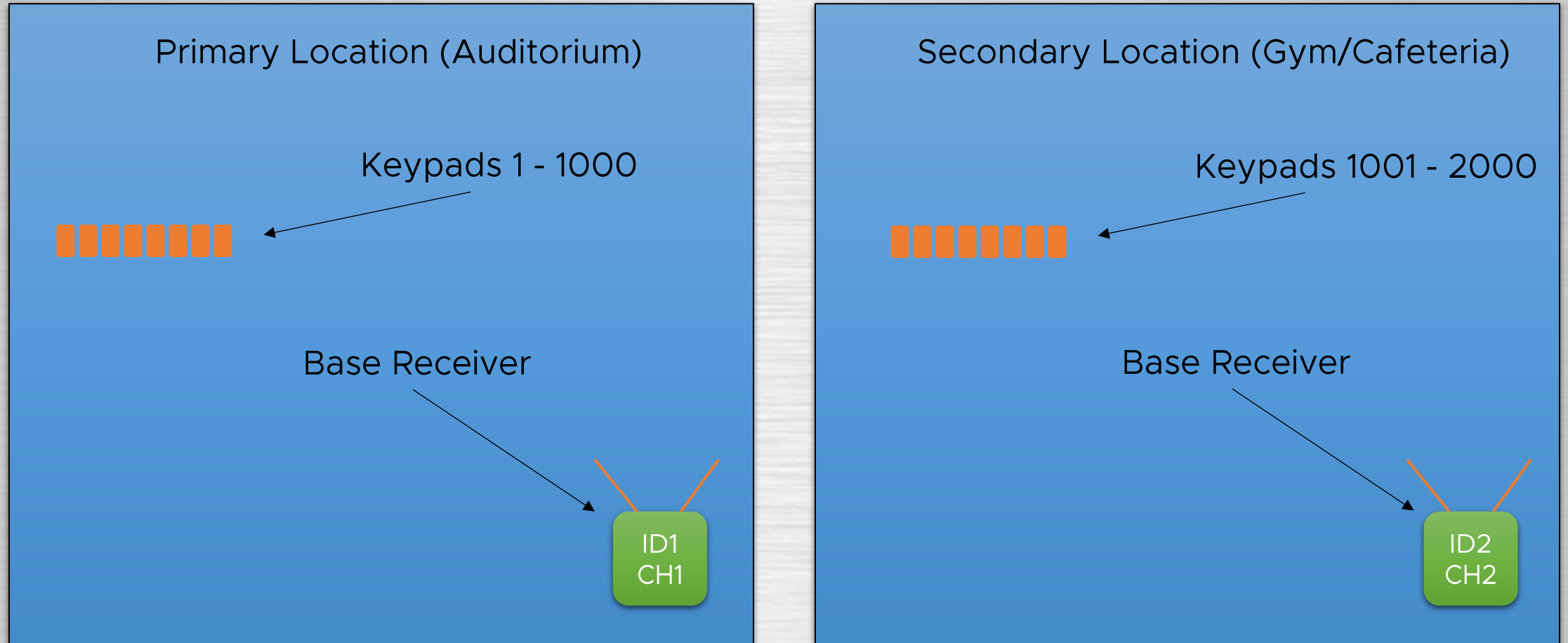


Since a single Base (ID1) can handle all locations, keypads can freely 'roam' from one Location to another.

MULTI-ROOM SETUP (MULTIPLE RECEIVERS)

- Distance
 - Virtually unrestricted. Only limited by the length of the available Ethernet cable
- Distribution & Seating
 - Unique programming: Base A = ID 1, Base B = ID 2, etc.
 - Separate keypad groups (Base A + Keypads A (1 – 100) vs Base B + Keypads B (101 – 200))
 - Restricted seating (Keypads A + Location A vs. Keypads B + Location B)
- Computer & Receivers
 - Receiver A can be positioned conveniently to reach the Primary Location (e.g., Group A – ID 1, Keypads 1 - 100)
 - **UNDER 100'** - Extend the distance between the computer and the Receiver using long USB, or USB-to-Ethernet Adapters + Ethernet cable
 - **OVER 100'** - Use Ethernet (TCP/IP) protocol to connect to the Receiver using a PoE switch and PoE adapters
 - Receiver B can be positioned conveniently in the Secondary Location (e.g., Group B – ID 2, Keypads 101 – 200)
 - **UNDER 100'** - Connect to Receiver B (in Location B) via long USB, or USB-to-Ethernet Adapters + Ethernet cable
 - **OVER 100'** - Use Ethernet (TCP/IP) protocol to connect to the Receiver using a PoE switch and PoE adapters

MULTI-ROOM SETUP (MULTIPLE RECEIVERS)



Each Base must be configured to a different ID and Channel and assigned a unique segment of the keypad range. Both must be connected to the same computer to collect the votes at the same time.